

Government College Karsog District Mandi (H.P)

Proforma

Category wise enrolment of students for session 2022-23 in r/o Govt.College Karsog District Mandi (H.P)


1	2	3	4	5	6	7	8	9	10	11	12	13	14	15	16	17	18	19	20	21	22	23	24	25	26	27	28	29	30	
Stream	Class wise/ Stream wise Enrolment	General		SC		ST		OBC		Total		G.Total	Handi-caped		Muslim		Sikh		Cristian		Bodhas		Jainas		Others		Total		Grand Total	
		B	G	B	G	B	G	B	G	B	G	B/G	B	G	B	G	B	G	B	G	B	G	B	G	B	G	B	G	B	G
Arts	B.A. 1st Year	193	232	77	116	1	1	24	25	295	374	669	-	-	-	-	-	-	-	-	-	-	-	-	-	-	-	-	-	-
	B.A. IInd Year	151	286	64	67	0	1	14	21	229	375	604	-	2	-	-	-	-	-	-	-	-	-	-	-	-	-	2	2	
	B.A. -III Year	128	232	45	71	1	1	7	6	181	310	491	-	-	-	-	-	-	-	-	-	-	-	-	-	-	-	-	-	-
	Total	472	750	186	254	2	3	45	52	705	1059	1764	-	-	-	-	-	-	-	-	-	-	-	-	-	-	-	-	-	
Science	B.Sc. 1st Year	14	34	0	8	0	0	2	2	16	44	60	-	-	-	-	-	-	-	-	-	-	-	-	-	-	-	-	-	
	B.Sc. IInd Year	30	36	3	7	0	0	1	2	34	45	79	-	-	-	-	-	-	-	-	-	-	-	-	-	-	-	-	-	
	B.Sc. -III Year	33	44	8	12	0	0	1	0	42	56	98	-	-	-	-	-	-	-	-	-	-	-	-	-	-	-	-	-	
	Total	77	114	11	27	0	0	4	4	92	145	237	-	-	-	-	-	-	-	-	-	-	-	-	-	-	-	-	-	
Commerce	B.Com 1st Year	18	13	2	7	0	0	0	0	20	20	40	-	-	-	-	-	-	-	-	-	-	-	-	-	-	-	-	-	
	B.Com IInd Year	25	12	5	1	0	0	2	1	32	14	46	-	-	-	-	-	-	-	-	-	-	-	-	-	-	-	-	-	
	B.Com-III Year	25	9	8	6	0	0	2	1	35	16	51	-	-	-	-	-	-	-	-	-	-	-	-	-	-	-	-	-	
	Total	68	34	15	14	0	0	4	2	87	50	137	-	-	-	-	-	-	-	-	-	-	-	-	-	-	-	-	-	
M.A	PG Sem. I	10	45	4	12	0	0	1	4	15	61	76	-	-	-	-	-	-	-	-	-	-	-	-	-	-	-	-	-	
	PG Sem. III	8	50	6	8	0	0	1	1	15	59	74	-	-	-	-	-	-	-	-	-	-	-	-	-	-	-	-	-	
	Total	18	95	10	20	0	0	2	5	30	120	150	-	-	-	-	-	-	-	-	-	-	-	-	-	-	-	-	-	
	Grand Total	635	993	222	315	2	3	55	63	914	1374	2288	-	2	-	-	-	-	-	-	-	-	-	-	-	-	-	2	2	


Principal
Govt.College Karsog
District Mandi (H.P)
 GOVT. COLLEGE KARSOG
 DISTT. MANDI (H.P.)

Enrollment of Govt. College Karsog, Distt. Mandi (HP) Session 2021-22

Faculty / Class / Sex / Category wise Enrollment of the College for the session 2021-22


Sr. No.	Class	General			SC			OBC			ST			Total Strength		
		Boys	Girls	Total	Boys	Girls	Total	Boys	Girls	Total	Boys	Girls	Total	Boys	Girls	Total
1	BA I Year	206	293	499	87	77	164	17	21	38	0	1	1	310	392	702
2	BA-II Year	141	246	387	54	70	124	7	10	17	1	1	2	203	327	530
3	BA-III Year	154	217	371	44	78	122	8	13	21	1	1	2	207	309	516
4	B.Sc-I Year	42	40	82	3	11	14	0	2	2	0	0	0	45	53	98
5	BSc-II Year	33	44	77	7	12	19	1	0	1	0	0	0	41	56	97
6	BSc-III Year	32	34	66	10	6	16	0	3	3	0	1	1	42	44	86
7	B.Com -I Year	39	13	52	0	0	0	0	0	0	0	0	0	39	13	52
8	B.Com -II Year	23	12	35	9	6	15	1	1	2	0	0	0	33	19	52
9	B.Com -III Year	38	17	55	7	12	19	5	2	7	0	0	0	50	31	81
10	MA Hindi - I Sem.	3	20	23	1	3	4	1	0	1	0	0	0	5	23	28
11	MA English - I Sem.	6	12	18	1	1	2	0	0	0	0	0	0	7	13	20
12	MA Pol.Science - I Sem.	0	20	20	4	4	8	0	1	1	0	0	0	4	25	29
13	MA Hindi - III Sem.	1	12	13	1	3	4	0	0	0	0	0	0	2	15	17
14	MA English -III Sem.	2	3	5	0	0	0	0	0	0	0	0	0	2	3	5
15	MA Pol.Science -III Sem.	6	12	18	1	3	4	1	0	1	0	0	0	8	15	23
Total		726	995	1721	229	286	515	41	53	94	2	4	6	998	1338	2336


Principal
Govt.College Karsog,
District Mandi (H.P)

DISTRICT
 GOVT. COLLEGE KARSOG
 DISTT. MANDI (H.P.)

Enrolment for the Year 2020-21 in r/o Government Degree College Karsog, District Mandi (H.P)
Faculty / Class / Sex / Category wise Enrollment of the College.
Upto 30.06.2021

S.N	Class	Gen		SC		ST		OBC		OHP		Total		Muslims		Sikh		Christians		Bodhas		Jains		Other		Total Strength
		B	G	B	G	B	G	B	G	B	G	B	G	B	G	B	G	B	G	B	G	B	G	B	G	
Arts	1st Year	157	257	60	76	1	1	9	11	0	0	227	345	0	0	0	0	0	0	0	0	0	0	0	0	572
	2nd Year	156	226	44	81	1	1	11	14	0	0	212	322	0	0	0	0	0	0	0	0	0	0	0	0	534
	3rd Year	92	193	36	60	2	0	3	7	2	0	135	260	0	0	0	0	0	0	0	0	0	0	0	0	395
	TOTAL	405	676	140	217	4	2	23	32	2	0	574	927	0	0	0	0	0	0	0	0	0	0	0	0	0
Science	1st Year	41	45	13	14	0	1	1	2	0	0	55	62	0	0	0	0	0	0	0	0	0	0	0	0	117
	2nd Year	33	34	11	6	0	0	3	0	0	0	47	40	0	0	0	0	0	0	0	0	0	0	0	0	87
	3rd Year	17	30	4	4	1	0	1	0	1	0	24	34	0	0	0	0	0	0	0	0	0	0	0	0	58
	TOTAL	91	109	28	24	1	1	5	2	1	0	126	136	0	0	0	0	0	0	0	0	0	0	0	0	0
Commerce	1st Year	25	12	9	8	0	0	1	1	0	0	35	21	0	0	0	0	0	0	0	0	0	0	0	0	56
	2nd Year	40	17	6	12	0	0	6	2	0	0	52	31	0	0	0	0	0	0	0	0	0	0	0	0	83
	3rd Year	24	20	5	5	0	0	0	2	0	0	29	27	0	0	0	0	0	0	0	0	0	0	0	0	56
	TOTAL	89	49	20	25	0	0	7	5	0	0	116	79	0	0	0	0	0	0	0	0	0	0	0	0	0
PG English	1st Sem	2	3	0	0	0	0	0	0	0	0	2	3	0	0	0	0	0	0	0	0	0	0	0	0	5
	3rd Sem	5	9	1	1	0	0	0	1	0	0	6	11	0	0	0	0	0	0	0	0	0	0	0	0	17
	TOTAL	7	12	1	1	0	0	0	1	0	0	8	14	0	0	0	0	0	0	0	0	0	0	0	0	22
PG Hindi	1st Sem	2	13	2	3	0	0	0	0	0	0	4	16	0	0	0	0	0	0	0	0	0	0	0	0	20
	3rd Sem	1	18	1	7	0	0	0	0	1	0	3	25	0	0	0	0	0	0	0	0	0	0	0	0	28
	TOTAL	3	31	3	10	0	0	0	0	1	0	7	41	0	0	0	0	0	0	0	0	0	0	0	0	47
PG Pol. Science	1st Sem	6	13	1	4	1	0	0	0	0	0	8	17	0	0	0	0	0	0	0	0	0	0	0	0	25
	3rd Sem	4	18	2	4	0	0	0	1	0	0	6	23	0	0	0	0	0	0	0	0	0	0	0	0	29
	TOTAL	10	31	3	8	1	0	0	1	0	0	14	40	0	0	0	0	0	0	0	0	0	0	0	0	54
Total students enrolment for the session 2020-21 = 2082																										



PRINCIPAL,
GOVT. GO. DEGREE COLLEGE KARSOG,
DISTRICT MANDI (H.P)

Enrollment of Govt. College Karsog, Distt. Mandi (HP) Session 2019-20

Faculty / Class / Sex / Category wise Enrollment of the College.

Upto 07th August, 20

S.N	General		Gen. IRDP		SC		SC IRDP		OBC		OBC IRDP		ST		ST IRDP		Phy. Hand.		Total		Total Strength		
	Boys	Girls	Boys	Girls	Boys	Girls	Boys	Girls	Boys	Girls	Boys	Girls	Boys	Girls	Boys	Girls	Boys	Girls	Boys	Girls			
1	144	218	1	1	53	82	0	0	13	11	0	0	1	1	0	0	0	0	0	0	212	313	525
2	125	200	7	15	40	65	1	3	10	5	1	0	2	0	0	0	0	0	0	0	186	288	474
3	94	186	5	13	24	28	0	1	7	9	1	0	1	0	0	0	0	0	0	0	51	50	101
4	39	42	0	0	11	4	0	0	1	3	0	0	0	1	0	0	0	0	0	0	41	55	96
5	33	43	2	3	5	8	0	0	1	1	0	0	0	0	0	0	0	0	0	0	33	39	72
6	28	31	0	1	4	5	0	0	1	1	0	1	0	0	0	0	0	0	0	0	48	30	78
7	37	17	0	0	6	11	0	0	4	2	1	0	0	0	0	0	0	0	0	0	50	28	78
8	38	18	3	3	9	4	0	1	0	2	0	0	0	0	0	0	0	0	0	0	39	27	66
9	27	20	0	1	9	2	0	0	3	3	0	1	0	0	0	0	0	0	0	0	39	27	66
	M.A I Semester (Eng.)	2	9	0	0	0	1	0	0	0	1	0	0	0	0	0	0	0	0	0	2	11	13
	M.A I Semester (Hindi.)	0	11	0	0	1	4	0	0	0	0	0	0	0	0	0	0	0	0	0	1	15	16
	M.A I Semester (Pol.)	2	15	0	0	2	3	0	0	0	1	0	0	0	0	0	0	0	0	0	4	19	23
	M.A III Semester (Eng.)	3	5	0	0	0	1	0	0	0	0	0	0	0	0	0	0	0	0	0	3	6	9
	M.A III Semester (Hindi)	6	12	0	0	1	1	0	0	0	0	0	0	0	0	0	0	0	0	0	7	13	20
	M.A III Semester (Pol. Sci.)	3	7	0	0	2	3	0	0	0	1	0	0	0	0	0	0	0	0	0	5	11	16
	Total	581	834	18	37	167	222	1	5	40	40	3	2	4	2	0	0	0	0	0	814	1142	1956
Total Students in the Session of 2019-20 = 1956																							


 Principal
 Govt. College Karsog
 Distt. Mandi (H.P.)


Enrollment of Govt. College Karsog, Distt. Mandi (HP) Session 2018-19

Faculty / Class / Sex / Category wise Enrollment of the College.

Upto 05th March, 2019

S.N	Class	General		Gen. IRDP		SC		SC IRDP		OBC		OBC IRDP		ST		ST IRDP		Phy. Hand.		Total		Total Strength	
		Boys	Girls	Boys	Girls	Boys	Girls	Boys	Girls	Boys	Girls	Boys	Girls	Boys	Girls	Boys	Girls	Boys	Girls	Boys	Girls		
	BA I Year	155	204	8	14	53	72	2	3	10	5	1	0	2	0	0	0	0	0	0	231	298	529
2	BA-III Semester	106	191	5	13	25	28	0	1	7	9	1	0	1	0	0	0	0	0	0	145	242	387
3	BA-V Semester	105	201	7	26	25	33	4	6	6	10	0	0	0	0	0	0	0	0	0	147	276	423
	B.Sc-I Year	43	46	3	3	10	9	0	0	4	1	0	0	0	0	0	0	0	0	0	60	59	119
5	BSc-III Semester	28	32	0	1	4	5	0	0	1	1	0	1	0	0	0	0	0	0	0	33	40	73
6	Bsc - V Semester	41	33	3	3	3	4	1	1	2	3	0	0	0	0	0	0	0	0	0	50	44	94
	B.Com I Year	41	20	5	3	10	4	0	1	0	2	0	0	0	0	0	0	0	0	0	56	30	86
8	B.Com III Semester	29	22	0	1	9	2	0	0	3	3	0	0	0	0	0	0	0	0	0	41	29	70
9	B.Com V Semester	38	29	3	3	6	7	1	1	1	2	0	0	0	0	0	0	0	0	0	49	41	90
	M.A I Semester (Eng.)	2	4	0	0	0	0	0	0	0	0	0	0	0	0	0	0	0	0	0	2	4	6
	M.A I Semester (Hindi.)	2	4	0	0	2	3	0	0	0	1	0	0	0	0	0	0	0	0	0	4	8	12
	M.A I Semester (Pol.)	2	5	0	0	1	2	0	0	0	1	0	0	0	0	0	0	0	0	0	3	8	11
	M.A III Semester (Eng.)	4	10	0	0	0	2	0	0	0	0	0	0	0	0	0	0	0	0	0	6	10	16
	M.A III Semester (Hindi)	3	21	0	0	1	3	0	0	0	1	0	0	0	0	0	0	0	0	0	4	25	29
	M.A III Semester (Pol. Sci.)	4	14	0	0	3	4	0	0	0	0	0	0	1	0	0	0	0	0	0	8	18	26
	Total	603	836	34	67	152	178	8	13	34	39	2	1	4	0	0	0	0	0	839	1132	1971	

Total Students in the Session of 2018-19 = 1971


 Principal
 Govt. College Karsog
 Distt. Mandi (HP)